

Environmental Newsletter



Port Graham Village Council/Environmental Program

Insect Repellents

Mosquitoes, biting flies, and tick bites can make children miserable. While most children have only mild reactions to insect bites, some children can become very sick. One way to protect your child from biting insects is to use insect repellents. However, it's important insect repellents are used safely and correctly. Read on for more information from the American Academy of Pediatrics (AAP) about types of repellents, DEET, using repellents safely, and other ways to protect your child from insect bites.

Types of Repellent

Insect repellents come in many forms, including aerosols, sprays, liquids, creams, and sticks. Some are made from chemicals and some have natural ingredients. Insect repellents prevent bites from biting insects but not stinging insects. Biting insects include mosquitoes, ticks, fleas, chiggers, and biting flies. Stinging insects include bees, hornets, and wasps.

Tips for Using Repellents Safely

Dos:

- Read the label and follow all directions and

precautions.

- Only apply insect repellents on the outside of your child's clothing and un-exposed skin.

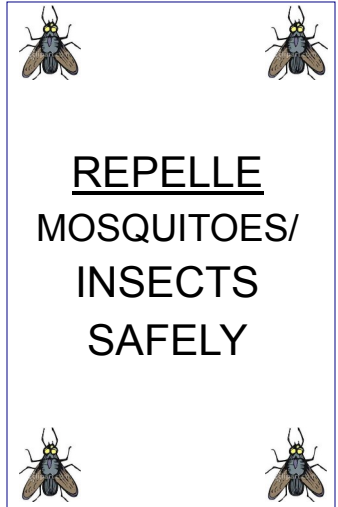
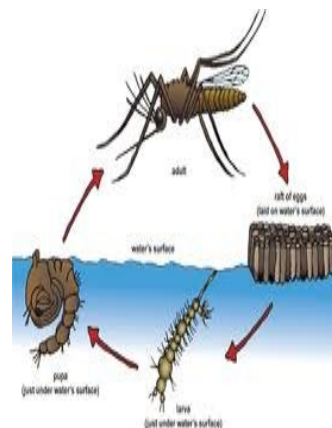
Note: Permethrin containing products should not be applied to skin, only your Clothes.

- Spray repellents in open areas to avoid breathing them in.
- Use just enough repellent to cover your child's clothing and exposed skin. Using more doesn't make the repellent more effective. Avoid reapplying unless needed.
- Help apply insect repellent on young children. Supervise older children when using these products.
- Wash your children's skin with soap and water to remove any repellent when they return indoors, and wash their clothing before they wear it again.

Dont's:

- Never apply insect repellent to children Younger than 2 months.
- Never spray insect repellent directly onto your child's face. Instead, spray little on your hands first and then rub it on your child's face. Avoid the eyes and mouth. Do not spray insect repellent on cuts, wounds, or irritated skin. Do not use products that combine DEET with

sun-screen. The DEET may make the sun protection factor (SPF) less effective. These products can over-expose your child to DEET because the sunscreen needs to be reapplied often.



Inside this issue:

Insect Repellents	1
Invasive Species	2
Inert waste sites closed	2
Environmental Planner	3
Speed Limit	3
Boating Tips	3
Kids page	4

EHC Members:

- Stella Meganack
- Jenny Kamluck
- Lydia McMullen
- Harrietta McGhan
- Melinda Kamluck
- Dannielle Malchoff

What to do if Invasive Species are detected

- 1.) Note Location: GPS coordinate or mark on a map in detail where it's located.
- 2.) For aquatic environments, note the habitat:
 - A.) did you find it in a River or Lake?
 - B.) How deep was the water?
 - C.) Was the water clear or slightly muddy?
- 3.) Take a specimen: take a photo, take as much of the entire plant as you can, including the flower if present, put in a Ziplock Bag and store in a cool place. If you don't have a bag, press it in a book or inside wax paper and keep it somewhere safe so it doesn't break up. Aquatic Plants dry quickly.
- 4.) Report it: Call or email the

Alaska Department of Fishing & Game's invasive species hotline. At that time someone will let you know where to send the sample.

1-800-INVASIV (468-2748)

dfg.dsf.InvasiveSpecies@alaska.gov

Also contact: Invasive Species Project Leader at:

Tammy Davis, Project Leader Invasive Species Program Alaska Department of Fish & Game P.O. Box 115526 1255 W. 8th ST.

Juneau, AK 99811-5526

(907) 465-6183

tammy.davis@alaska.gov



Inert Waste Sites CLOSED!

The Rock Pile by the LTF and the Outside Beach are **NOT** Open to Dumping. Please, STOP taking Junk, Trash, Wood Material, Branches, Brush, out to these Sites.

Port Graham Village Council/Environmental Program have a Detailed Map of the **LANDFILL**, directions where all that Waste will go. Any Questions/Concerns Contact:

[Violet Yeaton/Environmental Planner](#) (8-5 M-F)

[Rita Meganack/Environmental Technician](#) (9-5 M-F)

284-2227 or at the Port Graham Village Council Office



Report from your Environmental Planner

Hello Paluwik,
I hope everyone is enjoying our summer and all that it brings to us. Unfortunately, some of you may have noticed that the salmonberry bushes are bare in some areas. I was able to research this seasonal event and it is caused from an insect called the Geometrid Moth. If you look close enough as the leaves start expanding in the spring, you can see the caterpillars munching on the foliage. Various insect species have been collected from affected bushes and specific insect culprit depends on what plants are affected and where, but the main causes are the Autumnal moth and the Bruce spanworm. The bushes are not dead, they just look like they are dead. Defoliated plant material should be wa-

tered heavily this current season and it may still reflush with growth later this season. For more information you can go to: www.uaf.edu/ces/ipm/
The summer has been extremely busy with all that summer brings but we have been focusing on cleaning up the village. The project that we collaborate with the Kenai Peninsula Borough Solid Waste program (KPBSW) is the Inert Waste removal. We are thankful that we can remove as much of the inert waste out of the community so it is not filling up our dumpsite. Along with removing the inert waste, the KPBSW removes used oil, batteries, all recycled plastics and aluminum. Please remember, the used oil is for **households only**. Our recy-

cling facility is not large enough to handle Business or Industrial (School/Corporations/Housing/Stores) used oil or waste. If you have any questions about where to dispose of a specific item, please give me a call and we can make sure it goes where it needs to go.
Thank you all for making the effort to recycle and making the extra effort to make sure it gets deposited in the designated areas. If you are concerned about environmental issues around the community, (sighting's of abnormal animals, plants, birds) or anything unusual, please feel free to contact me. Quayana Violet Yeaton/
Environmental Planner

Dusty roads and Speed Limit

Although we have the Calcium Chloride on our roads we are still needing to keep in mind of untreated roads. Keep your speed down to 15 on the main roads, 20 on the back road.
Caution in busy areas we have a lot of projects going on in the Village, lets slow things down and give them space to get their work done safely.



MAIN ROAD



BACK ROAD



Boating Tips

Always ensure your vessel is in good working condition and properly equipped for emergencies. Avoid troubles by keeping your boat well maintained and taking a minute before each trip to inspect your boat and check for the following:

- Lifejackets for each person (properly sized and worn)
- Current weather forecast and tides checked
- Boat plug installed/sea cock closed
- VHF Marine radio
- Fire Extinguishers
- Throw able flotation device with floating line attached
- Sound producing device, whistle, horn or bell
- Visual distress signals, Flares or orange flags
- Battery fully charged
- Bilge pump and manual pump or bailing device
- Tools or spare parts
- Navigation lights working properly
- Registration certificate onboard, numbers and decals affixed
- Anchor
- Paddle/oar or other alternate propulsion
- Food/Emergency Shelter/ Drinking water
- First Aid Kit

Port Graham Village Council/
Environmental Program

P.O. BOX 5510
Port Graham, AK 99603

Phone:907-284-2227
Fax: 907-284-2222
E-mail: vyeaton@yahoo.com
pgenvironmentaltech@gmail.com

We're on the web
www.portgraham.org




Funding for this publication was made possible by the U.S. Environmental Protection Agency's (EPA) Indian General Assistance Program (IGAP)

Local Box Holder

P.O. Box 55__
Port Graham, AK 99603

Kids Page

Help the little girl find her way through the sun shaped maze to find her brother building a sand castle.



Help the mom and kids find their way through the ice cream cone shaped maze to find ice cream cones for the kids.

